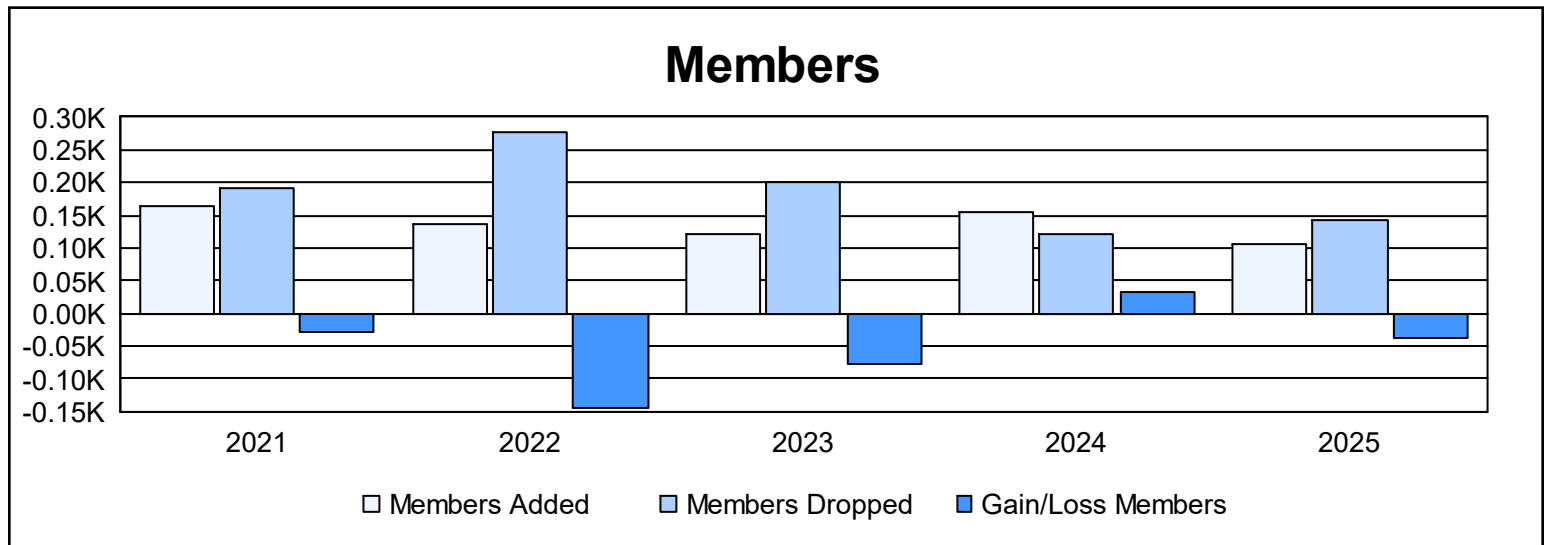
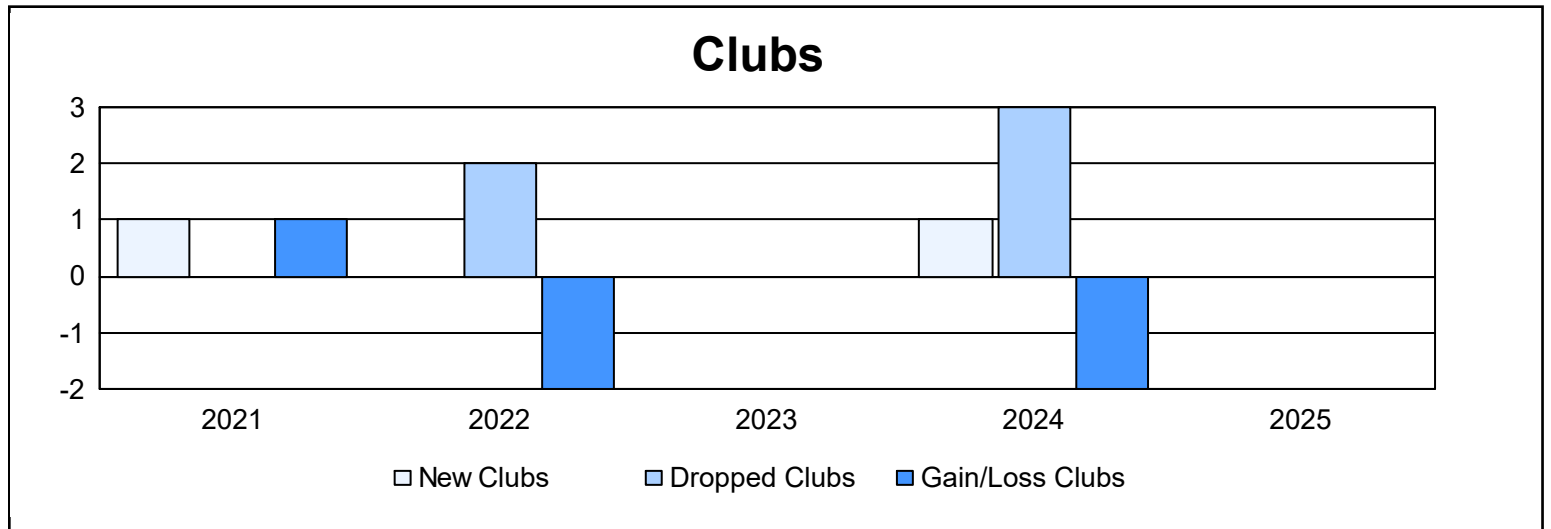
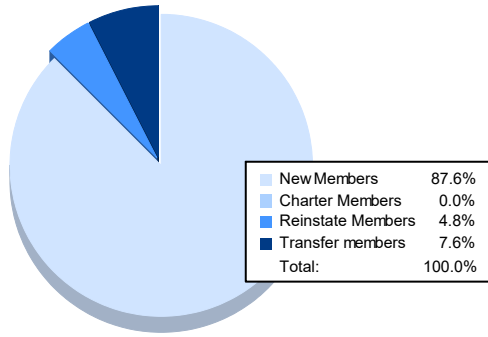


Year	New Clubs	Dropped Clubs	Gain/ Loss Clubs	New Members	Charter Members	Reinstate Members	Transfer Members	Total Member Added	Total Members Dropped	Gain/ Loss Members
2020-2021	1	0	1	123	18	4	19	164	191	-27
2021-2022	0	2	-2	98	3	12	22	135	278	-143
2022-2023	0	0	0	93	2	10	17	122	200	-78
2023-2024	1	3	-2	124	23	3	5	155	122	33
2024-2025				92	0	5	8	105	143	-38
<b>Average</b>	<b>1</b>	<b>1</b>	<b>-1</b>	<b>106</b>	<b>9</b>	<b>7</b>	<b>14</b>	<b>136</b>	<b>187</b>	<b>-51</b>



### Membership Composition June 2025 Cumulative



### Gender Composition June 2025 Cumulative

